


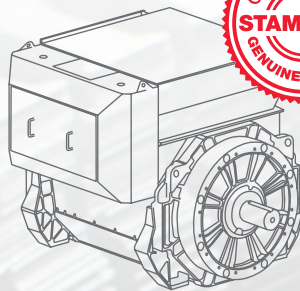
STAMFORD[®]
AvK[®]

Power Portfolio


the ultimate alternator range



The Ultimate Range

STAMFORD®**7.5 – 5,000kVA**

Utilising wire-wound technology and with an output extending from 7.5 to 5,000kVA, genuine STAMFORD alternators are designed for delivering superior efficiencies in marine, oil and gas auxiliary, UPS, telecoms, CHP, construction and other continuous or standby power applications. STAMFORD alternators are available with a choice of SAE adaptors to ensure easy coupling to a wide range of prime movers.

AvK®**600 – 10,000kVA**

With a robust bar wound configuration, AvK alternators are robustly engineered products up to 10,000kVA, specifically designed to meet the challenges of the most arduous applications and environments - be it in extraction of oil and gas, coal and minerals, critical marine power to tankers and container vessels. Our extensive experience and knowledge gathered from a large number of diverse alternator installations worldwide provides expertise in offering integrated design solutions that helps our customers compete more successfully throughout the world.

Prime Movers

Designed to couple with: Diesel Engine, Gas Engine, Steam Turbine, Gas Turbine

Diesel Engine compatibility: all brands and nodes

Common Features

Technology: Wire wound

Protection: IP23 as standard

Open ventilated construction

Designed For

Prime Power, Standby, Marine, Oil and Gas Auxiliary, Mining, Critical Protection and UPS, Combined Heat and Power, Telecoms, Mobile Construction

Classifications

Compatible with Industrial Standards:



Compatible with Marine Classifications:

**Prime Movers**

Designed to couple with: Diesel Engine, Gas Engine, Steam Turbine, Gas Turbine

Diesel Engine compatibility: all brands and nodes

Common Features

Technology: Bar wound

Protection: IP23 as standard with higher IP

ratings available as options

Totally enclosed construction

Highly configurable design

Designed For

Prime Power, Power Plants, Marine, Oil and Gas, Mining

Classifications

Compatible with Industrial Standards:

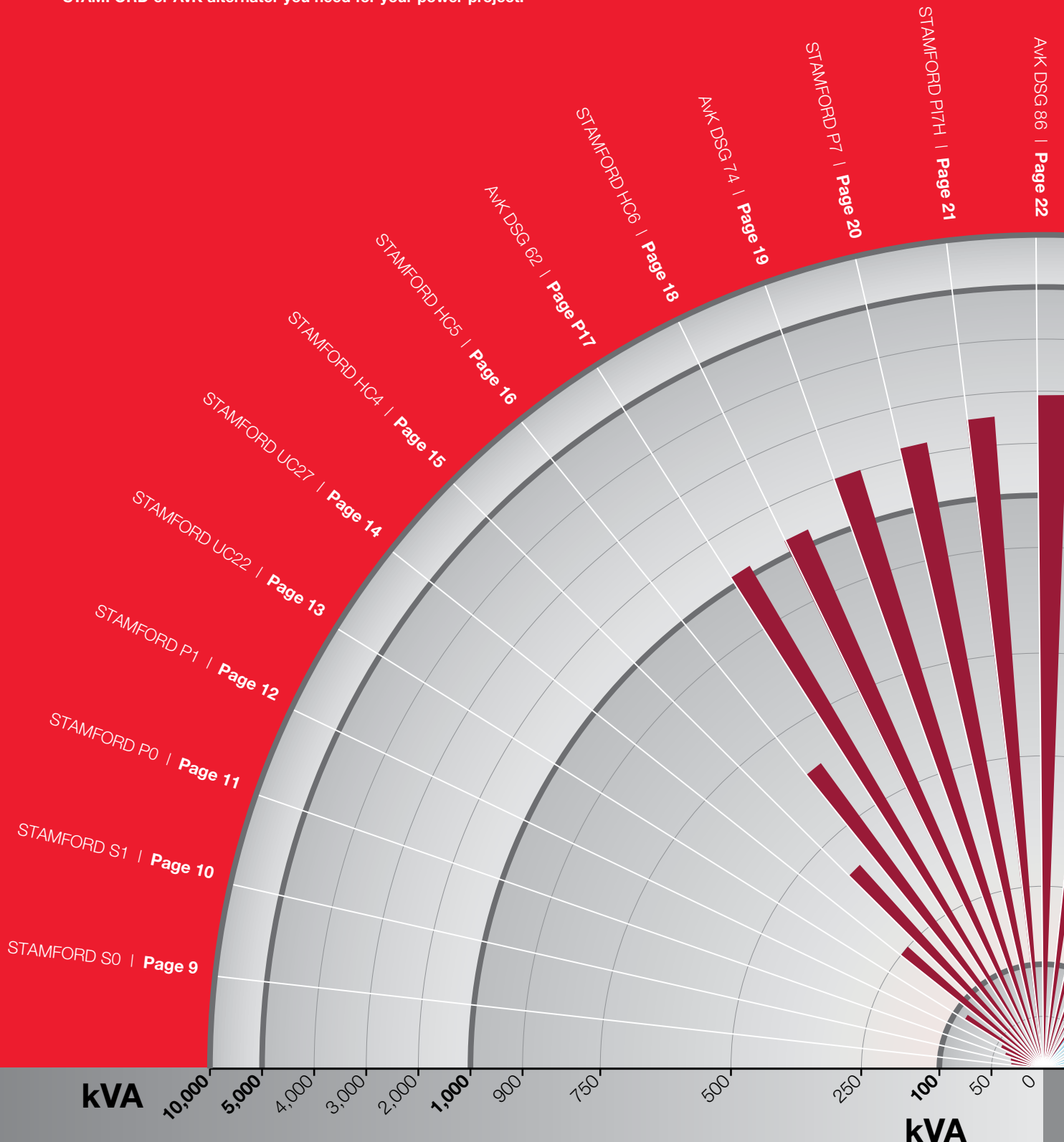


Compatible with Marine Classifications:



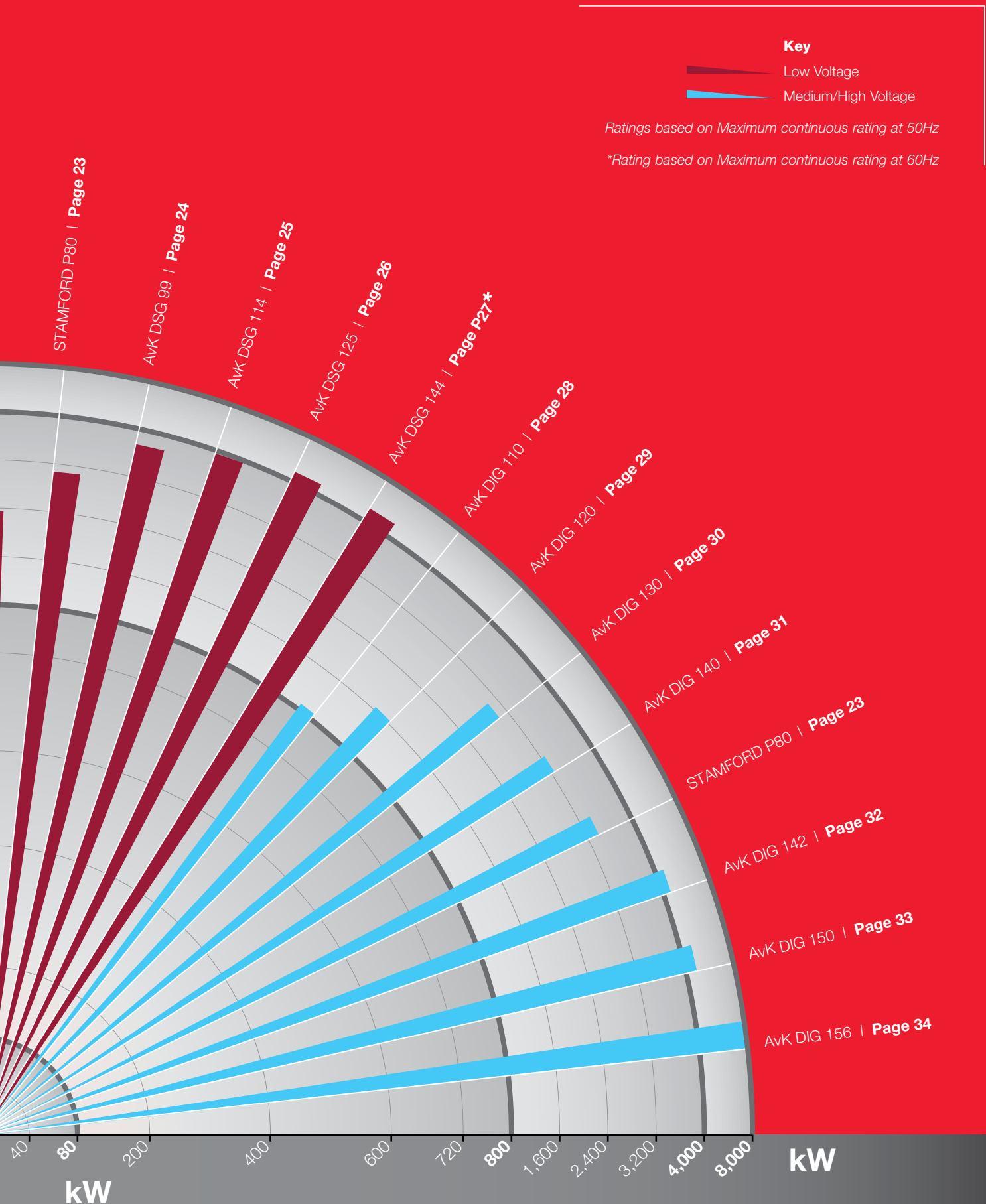
Quick Alternator Selector

Use the Quick Alternator Selector to determine which STAMFORD or AvK alternator you need for your power project.



1 Determine your power requirements and find the desired kVA or kW along the axis

2 Follow the curve until you find a alternator that matches your power and voltage requirement



3

Read the label of your selected alternator to see which page it is featured on for more information

To attain further technical specifications of your selected alternator, visit the STAMFORD | AvK Product Selector at www.stamford-avk.com/productselector

Customer Support Excellence. Every™ Time.

Industry Leading Technical Support

It's what we do

From pre-sales application support all the way through to engineers servicing your STAMFORD or AvK alternators, we're there for you. For over 100 years and counting, Cummins Generator Technologies prides itself on the proven support we've delivered for our customers, globally.

Selecting the right alternator for the right application

In today's complex world our goal is to make your life simpler - by using our unrivaled experience to provide solutions to your challenges. With a rich, proven history of helping our customers become efficient, we understand the performance requirements that each application and operating environment demands. Our knowledgeable, experienced applications engineers align individual customers' power needs with the most suitable alternator specification.

For applications engineering support contact
applications@cummins.com



Global Customer Service

One Global Service Network

Our professional engineers are widely recognised in the industry as experts in electrical, electronic and mechanical engineering. They in turn are supported by a common worldwide spares and service network for all STAMFORD and AvK alternators.

What that means to you

- 24 hour response to service emergencies, 7 days a week
- Trained engineers available locally, speaking the local language
- Commissioning of alternators onsite
- Onsite bearing maintenance and bearing condition monitoring
- Onsite insulation integrity checks
- AVR and accessories set up onsite
- Extensive aftermarket distribution for genuine STAMFORD and AvK parts

Vibration Analysis

Alternators coupled to diesel and gas engines are exposed to engine induced vibrations. We use design tools to analyse the impact of linear and torsional vibrations and work with the engine or generator set builders to validate the design of the generator set, as well as to solve end-user vibration issues. This technology is key in enabling customers to improve the innovation and reliability of new and current product designs.

Product Training

Product familiarity will ensure maximum productivity and optimum use of the alternator. Our Customer Service teams offer product training courses for engineers, operators and service and support staff. Each course is individually tailored to suit the needs of the customer, the generator set builder or the end-user. Product familiarisation courses, with a choice of training modules - including alternator control systems, applications, trouble-shooting, maintenance or other specific requirements - are also available.

For customer service contact

service-engineers@cumminsgeneratortechnologies.com

Aftermarket Parts

For genuine Aftermarket Parts, visit:

www.stamford-avk.com/genuineparts

Accessories

Current Sensing Kit

Assists the AVR to achieve accurate voltage regulation when supplying loads at the end of long cable runs.

Separate Voltage Trimmer

Provides remote fine adjustment of the alternator output voltage.

Paralleling Kit

Quadrature Droop provides a drooping characteristic, when paralleling alternators, ensuring the load is shared in proportion to the alternator outputs.

RFI Suppressor Kit

Reduces the radiated RFI signal from the alternator to enable compliance with various high level EMC standards.

Excitation Loss Module

Detects loss of excitation, not easily detectable by other means, when alternators are running in parallel. This unit switches a single pole change over contact which can be incorporated into an external protection system.

Manual Voltage Regulator

Controls the alternator output voltage manually under emergency conditions. This must be in conjunction with the PMG type control system.

Frequency Detection Module

Senses frequency, and hence rotational speed, can be used to disengage the starter when engine fires, and to shut down the engine in event of overspeed.

Power Factor Controller

Controls and maintains a required power factor condition whilst running in parallel with a mains supply. This unit also incorporates a voltage matching facility for use with basic automatic synchronising equipment.

Alternator Protection Module

Detects overload conditions by measuring voltage discrepancies in the alternator phase voltages. On fault detection, the unit switches a change over contact; this could be incorporated to trip a circuit breaker, stop the engine, or de-excite the alternator.

Diode Failure Detector

On detection of a failed rotating diode this module switches a change over contact. This could either trigger an alarm or automatically shut down the set.

Excitation Circuit Breaker

Circuit breaker which is tripped by a signal from the MX321 AVR overvoltage detection circuit.

Dual AVR System

Used for manual switching between two AVRs where the specification calls for the provision of a backup AVR.



AVRs

Analogue

To control the output of an alternator, analogue AVRs allow users to manually control the output of alternators to meet their operating requirements. All analogue STAMFORD and AvK AVRs are encapsulated to provide protection against moisture, salt and sand in the atmosphere and mounted on anti-vibration mounts for mechanical protection from engine vibrations.

Digital

Digital AVRs offer a smart solution to control output of STAMFORD and AvK alternators, whether it is onsite or remotely. The ability to monitor real-time information means that digital AVRs can adjust the output of the alternator depending on the operating conditions, such as the temperature, as well as the application environment.

For ultimate control, operators can set pre-determined settings and user defined protection parameters. Furthermore, users can connect remotely to the AVR via a computer or portable device.

Digital AVRs also come with several accessories built in, such as a Power Factor Controller and Diode Failure Detector and they come as standard for all STAMFORD and AvK Grid Code Compatible alternators.



A Digital STAMFORD and AvK AVR, the DM110

The Right Technology

STAMFORD®**S0**

Model	S0
Maximum continuous rating at 50Hz (kVA)	30
Maximum continuous rating at 60Hz (kVA)	36

Specifications	
Voltage Range	380-480
Poles	4
Technology	Wire Wound
AVR	Analogue
Voltage sensing	2 Phase
Bearing Arrangement	Single
SAE Adaptors	3, 4, 5
Terminals	12
Material Insulation Class	H
Excitation System	Self Exciting
Ingress Protection	IP23

Optional Features	
Excitation System	Auxiliary Winding on S0L2 Models
Output configurations	1 phase re-connectable
Environmental protection	Anti-condensation Heaters
	Epoxy Gel Coat

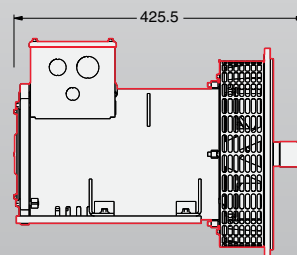
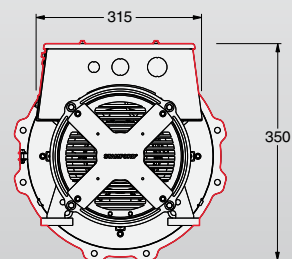
Designed For	
Oil & Gas Auxiliary	●
Telecommunications	●
Mobile Construction	●
Combined Heat & Power	●
Critical Protection & UPS	●
Continuous Power & Standby	●

Prime Movers	
Diesel Engine	●
Gas Engine	



DIMENSIONS

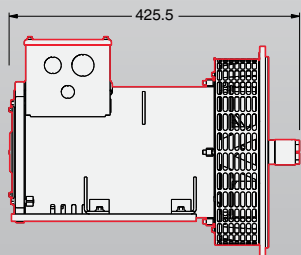
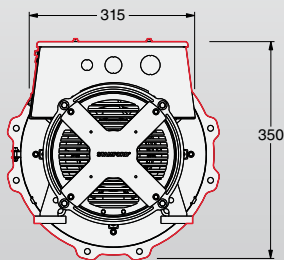
Drawings represent standard design
All dimensions in millimetres (mm)





DIMENSIONS

Drawings represent standard design
All dimensions in millimetres (mm)



S1

STAMFORD®

Model	S1
Maximum continuous rating at 50Hz (kVA)	62.5
Maximum continuous rating at 60Hz (kVA)	75

Specifications	
Voltage Range	380-480
Poles	4
Technology	Wire Wound
AVR	Analogue
Voltage sensing	2 Phase
Bearing Arrangement	Single
SAE Adaptors	3, 4
Terminals	12
Material Insulation Class	H
Excitation System	Self Exciting
Ingress Protection	IP23

Optional Features	
Excitation System	Auxiliary Winding
Output configurations	1 phase re-connectable
Environmental protection	Anti-condensation Heaters
	Epoxy Gel Coat

Designed For	
Oil & Gas Auxiliary	●
Telecommunications	●
Mobile Construction	●
Combined Heat & Power	●
Critical Protection & UPS	●
Continuous Power & Standby	●

Prime Movers	
Diesel Engine	●
Gas Engine	

STAMFORD®**P0****Model**

Maximum continuous rating at 50Hz (kVA)

P0

20

Maximum continuous rating at 60Hz (kVA)

22

Specifications

Voltage Range	380-600
Poles	2, 4
Technology	Wire Wound
AVR	Analogue
Voltage sensing	2-Phase
Bearing Arrangement	Single
SAE Adaptors	2, 3, 4, 5
Terminals	12
Material Insulation Class	H
Excitation System	Self exciting
Ingress Protection	IP23
Connection with other machines	Paralleling capability

Optional Features

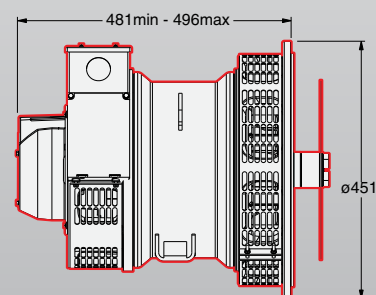
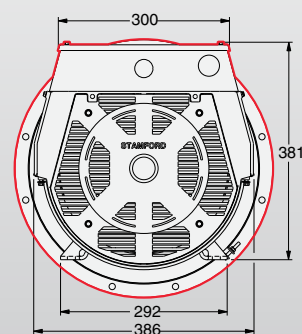
Excitation System	EBS
Bearing Arrangement	Double
Output configurations	1 phase re-connectable
Temperature monitoring	Thermistors
Environmental protection	Anti-condensation Heaters

Designed For

Marine Auxiliary	●
Oil & Gas Auxiliary	●
Telecommunications	●
Mobile Construction	●
Combined Heat & Power	●
Critical Protection & UPS	●
Continuous Power & Standby	●

Prime Movers

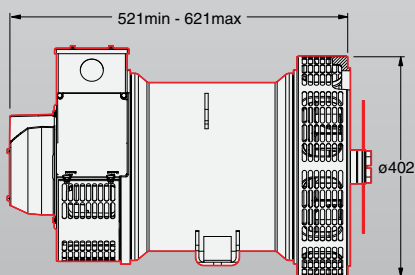
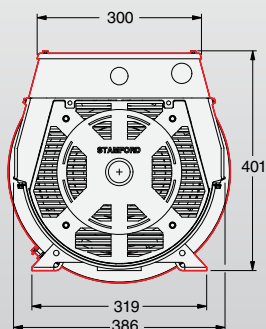
Diesel Engine	●
Gas Engine	

**DIMENSIONS***Drawings represent standard design**All dimensions in millimetres (mm)*



DIMENSIONS

Drawings represent standard design
All dimensions in millimetres (mm)



P1

STAMFORD®

Model	P1
Maximum continuous rating at 50Hz (kVA)	45
Maximum continuous rating at 60Hz (kVA)	55

Specifications	
Voltage Range	380-600
Poles	2, 4
Technology	Wire Wound
AVR	Analogue
Voltage sensing	2-Phase
Bearing Arrangement	Single
SAE Adaptors	2, 3, 4
Terminals	12
Material Insulation Class	H
Excitation System	Self exciting
Ingress Protection	IP23
Connection with other machines	Paralleling capability

Optional Features	
Excitation System	EBS
Bearing Arrangement	Double
Output configurations	1 phase re-connectable
Temperature monitoring	Thermistors
Environmental protection	Anti-condensation Heaters

Designed For	
Marine Auxiliary	●
Oil & Gas Auxiliary	●
Telecommunications	●
Mobile Construction	●
Combined Heat & Power	●
Critical Protection & UPS	●
Continuous Power & Standby	●

Prime Movers	
Diesel Engine	●
Gas Engine	

STAMFORD®**UC22**

Model	UC22
Maximum continuous rating at 50Hz (kVA)	85
Maximum continuous rating at 60Hz (kVA)	103.8

Specifications

Voltage Range	380-690
Poles	4
Technology	Wire Wound
AVR	Analogue
Voltage sensing	2-Phase
Bearing Arrangement	Single
SAE Adaptors	1, 2, 3, 4
Terminals	12
Material Insulation Class	H
Excitation System	Self exciting
Ingress Protection	IP23
Connection with other machines	Paralleling capability

Optional Features

Excitation System	PMG
Bearing Arrangement	Double
Ingress Protection	IP23 Air Filters
Output configurations	1 phase re-connectable
Voltage sensing	3-Phase sensing
Temperature monitoring	Thermistors
Environmental protection	Anti-condensation Heaters

Designed For

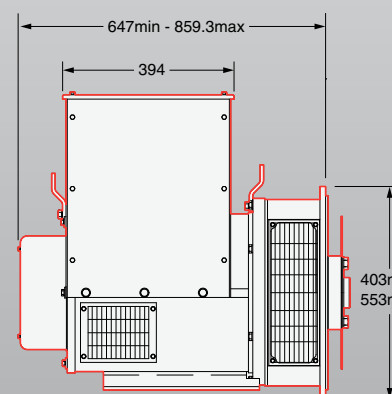
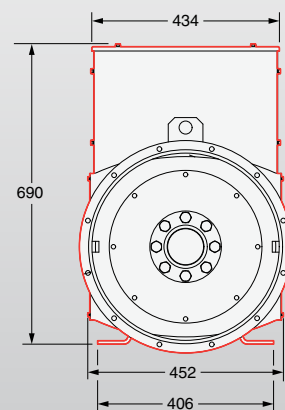
Grid Code Compatible	●
Marine Auxiliary	●
Oil & Gas Auxiliary	●
Telecommunications	●
Combined Heat & Power	●
Critical Protection & UPS	●
Continuous Power & Standby	●


Prime Movers

Diesel Engine	●
Gas Engine	●

**DIMENSIONS**

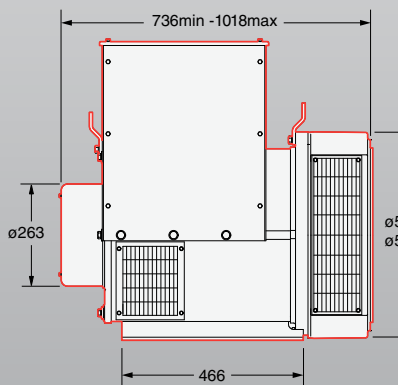
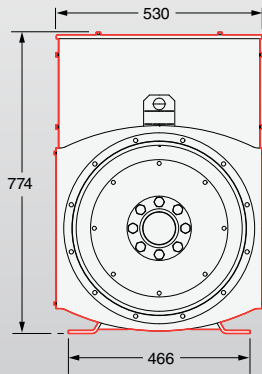
Drawings represent standard design
All dimensions in millimetres (mm)





DIMENSIONS

Drawings represent standard design
All dimensions in millimetres (mm)



UC27

STAMFORD®

Model	UC27
Maximum continuous rating at 50Hz (kVA)	250
Maximum continuous rating at 60Hz (kVA)	312.5

Specifications	
Voltage Range	380-690
Poles	4
Technology	Wire Wound
AVR	Analogue
Voltage sensing	2-Phase
Bearing Arrangement	Single
SAE Adaptors	1, 2, 3
Terminals	12
Material Insulation Class	H
Excitation System	Self exciting
Ingress Protection	IP23
Connection with other machines	Paralleling capability

Optional Features	
Excitation System	PMG
Bearing Arrangement	Double
Ingress Protection	IP23 Air Filters
Output configurations	1 phase re-connectable
Voltage sensing	3-Phase sensing
Temperature monitoring	Thermistors
Environmental protection	Anti-condensation Heaters

Designed For	
Grid Code Compatible	●
Marine Auxiliary	●
Oil & Gas Auxiliary	●
Telecommunications	●
Combined Heat & Power	●
Critical Protection & UPS	●
Continuous Power & Standby	●

Prime Movers	
Diesel Engine	●
Gas Engine	●

STAMFORD® HC4

Model	HC4
Maximum continuous rating at 50Hz (kVA)	400
Maximum continuous rating at 60Hz (kVA)	500

Specifications

Voltage Range	380-690
Poles	4
Technology	Wire Wound
AVR	Analogue
Voltage sensing	2-Phase
Bearing Arrangement	Single
SAE Adaptors	0, 1, 2
Terminals	12
Material Insulation Class	H
Excitation System	Self exciting
Ingress Protection	IP23
Connection with other machines	Paralleling capability

Optional Features

Excitation System	PMG
Bearing Arrangement	Double
Ingress Protection	IP23 Air Filters
Output configurations	1 phase re-connectable
Voltage sensing	3-Phase sensing
AVR	Digital
Temperature monitoring	Winding RTDs
Temperature monitoring	Thermistors
Environmental protection	Anti-condensation Heaters

Designed For

Grid Code Compatible	●
Marine Auxiliary	●
Oil & Gas Auxiliary	●
Combined Heat & Power	●
Critical Protection & UPS	●
Continuous Power & Standby	●

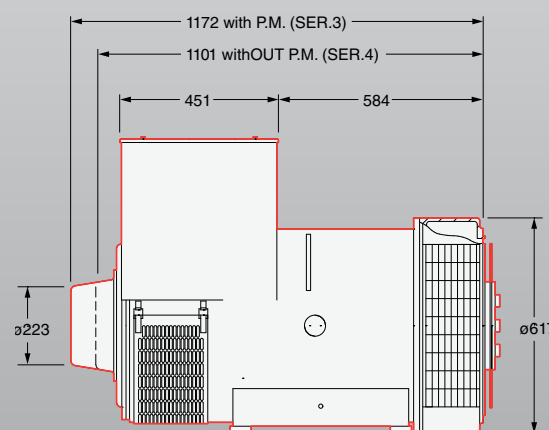
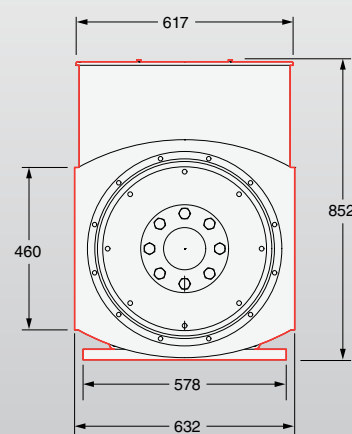
Prime Movers


Diesel Engine	●
Gas Engine	●



DIMENSIONS

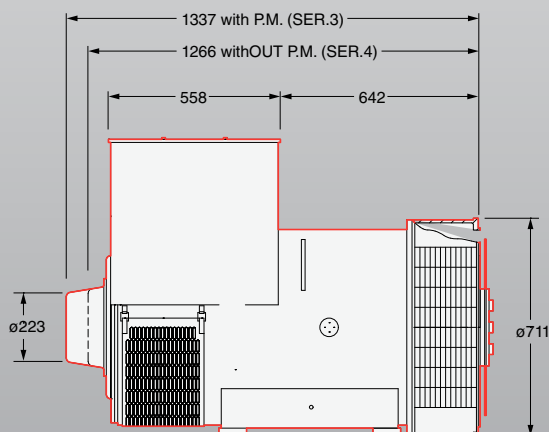
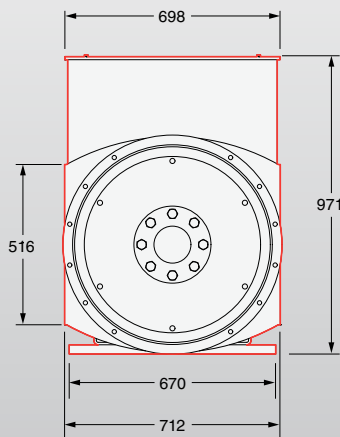
Drawings represent standard design
All dimensions in millimetres (mm)





DIMENSIONS

Drawings represent standard design
All dimensions in millimetres (mm)



HC5

STAMFORD®

Model	HC5
Maximum continuous rating at 50Hz (kVA)	670
Maximum continuous rating at 60Hz (kVA)	825

Specifications	
Voltage Range	380-690
Poles	4
Technology	Wire Wound
AVR	Analogue
Voltage sensing	2-Phase
Bearing Arrangement	Single
SAE Adaptors	00, 0, 0.5, 1
Terminals	12
Material Insulation Class	H
Excitation System	Self exciting
Ingress Protection	IP23
Connection with other machines	Paralleling capability

Optional Features	
Excitation System	PMG
Bearing Arrangement	Double
Ingress Protection	IP23 Air Filters
Output configurations	3 phase re-connectable
Voltage sensing	3-Phase sensing
AVR	Digital
Temperature monitoring	Winding RTDs
Temperature monitoring	Thermistors
Environmental protection	Anti-condensation Heaters

Designed For	
Grid Code Compatible	●
Marine Auxiliary	●
Oil & Gas Auxiliary	●
Combined Heat & Power	●
Critical Protection & UPS	●
Continuous Power & Standby	●

Prime Movers	
Diesel Engine	●
Gas Engine	●

AvK®**DSG 62**

Model	DSG 62
Maximum continuous rating at 50Hz (kVA)	1,100
Maximum continuous rating at 60Hz (kVA)	1,320

Specifications

Voltage Range	400-690
Poles	4
Technology	Bar Wound
AVR	Digital
Voltage sensing	3-Phase
Bearing Arrangement	Double
SAE Adaptors	1, 0, 00
Terminals	6
Material Insulation Class	H
Excitation System	Auxiliary Winding
Ingress Protection	IP23
Temperature monitoring	Winding RTDs
Connection with other machines	Paralleling capability

Optional Features


Bearing Arrangement	Sleeve Bearings
Ingress Protection	IP23 Air Filters
Ingress Protection	IP44/54/55 Totally enclosed
Cooling options	CACA/CACW
Environmental protection	Anti-condensation Heaters

Designed For

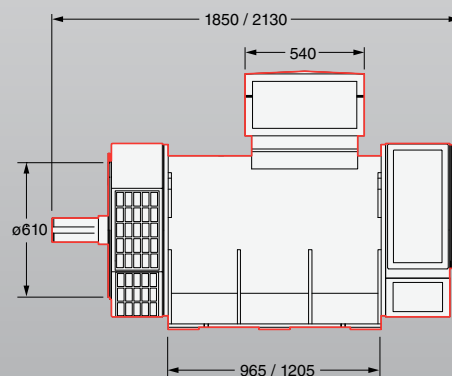
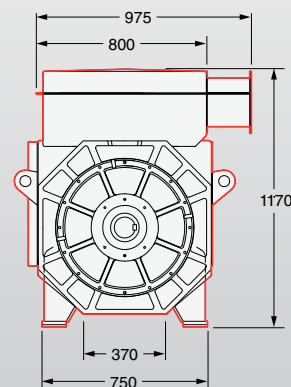
Grid Code Compatible	
Marine Auxiliary	●
Oil & Gas	●
Oil & Gas Auxiliary	●
Combined Heat & Power	●
Critical Protection & UPS	●
Continuous Power & Standby	●


Prime Movers

Diesel Engine	●
Gas Engine	●

**DIMENSIONS**

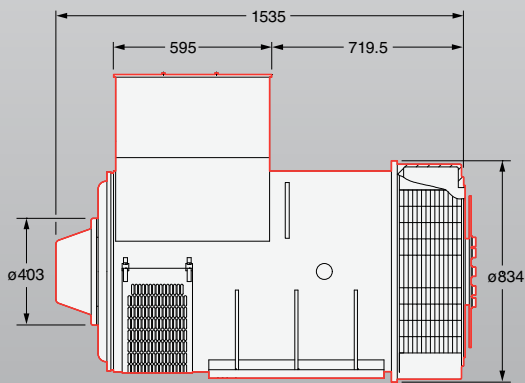
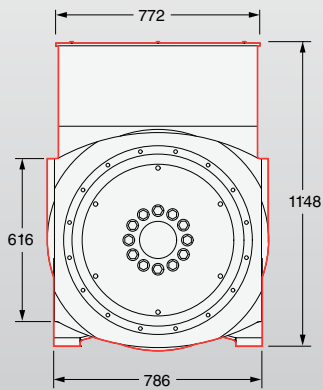
Drawings represent standard design
All dimensions in millimetres (mm)





DIMENSIONS

Drawings represent standard design
All dimensions in millimetres (mm)



HC6

STAMFORD®

Model	HC6
Maximum continuous rating at 50Hz (kVA)	1,135
Maximum continuous rating at 60Hz (kVA)	1,438

Specifications	
Voltage Range	380-690
Poles	4, 6
Technology	Wire Wound
AVR	Analogue
Voltage sensing	3-Phase
Bearing Arrangement	Single
SAE Adaptors	00, 0, 0.5
Terminals	6
Material Insulation Class	H
Excitation System	PMG
Ingress Protection	IP23
Connection with other machines	Paralleling capability

Optional Features	
Bearing Arrangement	Double
Ingress Protection	IP23 Air Filters
Ingress Protection	IP44 Air Filters
Output configurations	3 phase re-connectable
AVR	Digital
Temperature monitoring	Winding RTDs
Temperature monitoring	Thermistors
Environmental protection	Anti-condensation Heaters

Designed For	
Grid Code Compatible	●
Marine Auxiliary	●
Oil & Gas	
Oil & Gas Auxiliary	●
Combined Heat & Power	●
Critical Protection & UPS	●
Continuous Power & Standby	●

Prime Movers	
Diesel Engine	●
Gas Engine	●

AvK®**DSG 74**

Model	DSG 74
Maximum continuous rating at 50Hz (kVA)	2,000
Maximum continuous rating at 60Hz (kVA)	2,400

Specifications	
Voltage Range	400-690
Poles	4, 6, 8
Technology	Bar Wound
AVR	Digital
Voltage sensing	3-Phase
Bearing Arrangement	Double
SAE Adaptors	1, 0, 00
Terminals	6
Material Insulation Class	H
Excitation System	Auxiliary Winding
Ingress Protection	IP23
Temperature monitoring	Winding RTDs
Connection with other machines	Paralleling capability

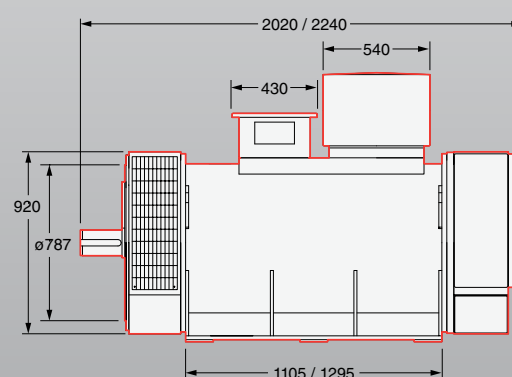
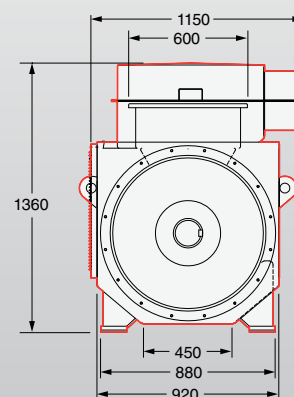
Optional Features	
Bearing Arrangement	Sleeve Bearings
Ingress Protection	IP23 Air Filters
Ingress Protection	IP44/54/55 Totally enclosed
Cooling options	CACA/CACW
Environmental protection	Anti-condensation Heaters

Designed For	
Power Plant	
Grid Code Compatible	
Marine Auxiliary	●
Oil & Gas	●
Oil & Gas Auxiliary	●
Combined Heat & Power	●
Critical Protection & UPS	●
Continuous Power & Standby	●

Prime Movers	
Diesel Engine	●
Gas Engine	●

**DIMENSIONS**

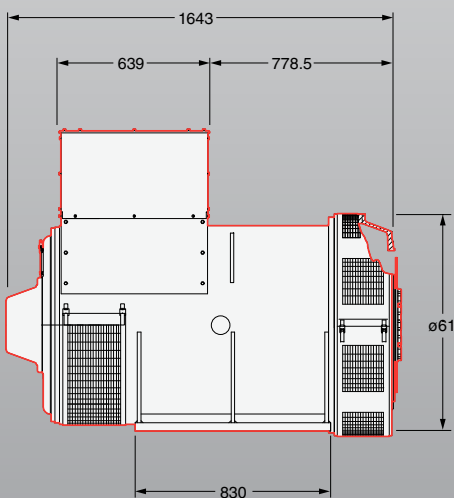
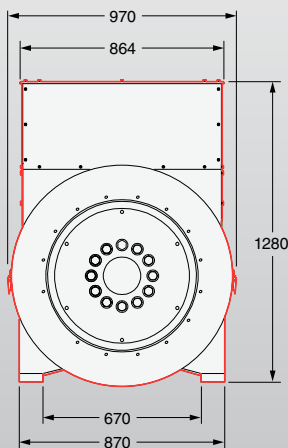
Drawings represent standard design
All dimensions in millimetres (mm)





DIMENSIONS

Drawings represent standard design
All dimensions in millimetres (mm)



P7

STAMFORD®

Model	P7
Maximum continuous rating at 50Hz (kVA)	2,200
Maximum continuous rating at 60Hz (kVA)	2,750

Standard Features	
Voltage Range	380-690
Poles	4, 6
Technology	Wire Wound
AVR	Analogue
Voltage sensing	2-Phase
Bearing Arrangement	Single
SAE Adaptors	0, 00
Terminals	6
Material Insulation Class	H
Excitation System	PMG
Ingress Protection	IP23
Connection with other machines	Paralleling capability

Optional Features	
Bearing Arrangement	Double
Ingress Protection	IP23 Air Filters
Ingress Protection	IP44 Air Filters
Voltage sensing	3-Phase sensing
AVR	Digital
Temperature monitoring	Winding RTDs
	Thermistors
Environmental protection	Anti-condensation Heaters

Designed For	
Power Plant	●
Grid Code Compatible	●
Marine Propulsion	●
Marine Auxiliary	●
Oil & Gas	
Oil & Gas Auxiliary	●
Combined Heat & Power	●
Critical Protection & UPS	●
Continuous Power & Standby	●

Prime Movers	
Diesel Engine	●
Gas Engine	●
Gas Turbine	●
Steam Turbine	●

Low Voltage

1,115 - 2,950 kVA

STAMFORD®**PI7H****Model****PI7H**

Maximum continuous rating at 50Hz (kVA)

2,325

Maximum continuous rating at 60Hz (kVA)

2,800

Standard Features

Voltage Range	380-480
Poles	4
Technology	Wire Wound
AVR	DECS100
Voltage sensing	3 Phase
Bearing Arrangement	Single or double
SAE Adaptors	00,0
Terminals	6
Material Insulation Class	H
Excitation System	PMG
Ingress Protection	IP23
Connection with other machines	Paralleling capability

Optional Features

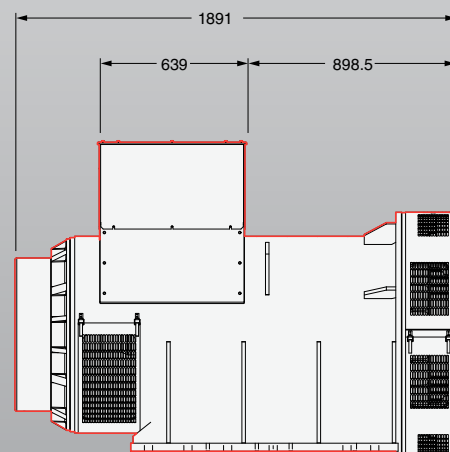
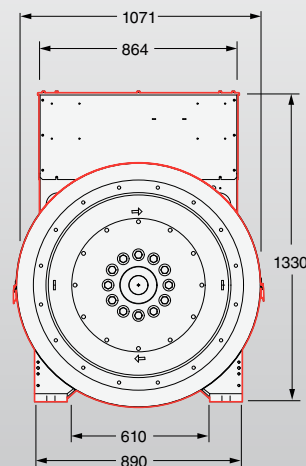
Bearing Arrangement	Double
Temperature monitoring	Winding RTDs Thermistors
Environmental protection	Anti-condensation Heaters

Designed For

Grid Code Compatible	●
Marine Propulsion	●
Oil & Gas	
Oil & Gas Auxiliary	●
Combined Heat & Power	●
Critical Protection & UPS	●
Continuous Power & Standby	●
Power Plant	●

Prime Movers

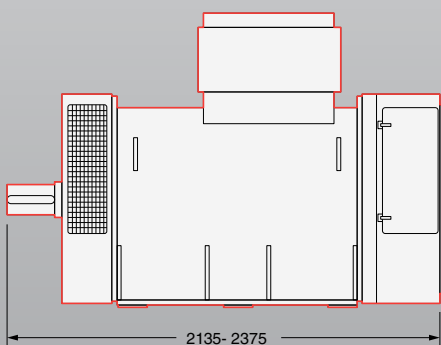
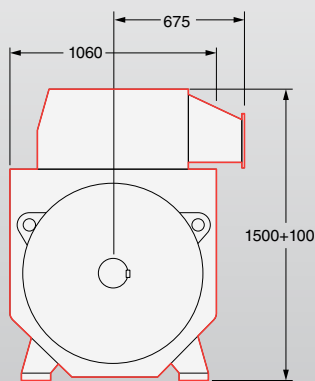
Diesel Engine	●
Gas Engine	●

**DIMENSIONS***Drawings represent standard design**All dimensions in millimetres (mm)*



DIMENSIONS

Drawings represent standard design
All dimensions in millimetres (mm)



DSG 86

AvK®

Model	DSG 86
Maximum continuous rating at 50Hz (kVA)	2,990
Maximum continuous rating at 60Hz (kVA)	3,408

Specifications	
Voltage Range	400-690
Poles	4, 6, 8, 10
Technology	Bar Wound
AVR	Digital
Voltage sensing	3-Phase
Bearing Arrangement	Double
SAE Adaptors	1, 0, 00
Terminals	6
Material Insulation Class	H
Excitation System	Auxiliary Winding
Ingress Protection	IP23
Temperature monitoring	Winding RTDs
Connection with other machines	Paralleling capability

Optional Features	
Bearing Arrangement	Sleeve Bearings
Ingress Protection	IP23 Air Filters
Ingress Protection	IP44/54/55 Totally enclosed
Cooling options	CACA/CACW
Environmental protection	Anti-condensation Heaters

Designed For	
Power Plant	
Grid Code Compatible	●
Marine Propulsion	●
Marine Auxiliary	●
Oil & Gas	●
Combined Heat & Power	●
Critical Protection & UPS	●
Continuous Power & Standby	●

Prime Movers	
Diesel Engine	●
Gas Engine	●
Gas Turbine	
Steam Turbine	

STAMFORD®**P80**

Model	P80 LV	P80 MV	P80 HV
Maximum continuous rating at 50Hz (kVA)	3,900	4,200	3,800
Maximum continuous rating at 60Hz (kVA)	4,400	5,100	4,700

Specifications

Voltage Range	380-690	3,300-4,160	6,000-13,800
Poles	4		
Technology	Wire Wound	Bar Wound	Bar Wound
AVR	Digital		
Voltage sensing	3-Phase		
Bearing Arrangement	Double		
SAE Adaptors	0, 00		
Terminals	6		
Material Insulation Class	H	H	F
Excitation System	PMG		
Ingress Protection	IP23		
Temperature monitoring	Winding RTDs		
Connection with other machines	Paralleling capability		

Optional Features


Bearing Arrangement	Single
Ingress Protection	IP23 Air Filters
Temperature monitoring	Thermistors
Environmental protection	Anti-condensation Heaters

Designed For

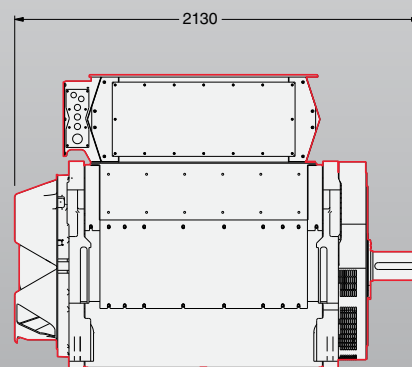
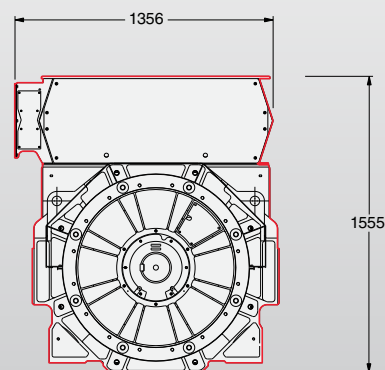
Power Plant	●	●	●
Grid Code Compatible	●	●	●
Marine Propulsion	●		
Marine Auxiliary	●		
Oil & Gas Auxiliary	●		
Combined Heat & Power	●	●	●
Critical Protection & UPS	●	●	●
Continuous Power & Standby	●	●	●

Prime Movers

Diesel Engine	●	●	●
Gas Engine	●	●	●
Gas Turbine	●	●	●
Steam Turbine	●	●	●

**DIMENSIONS**

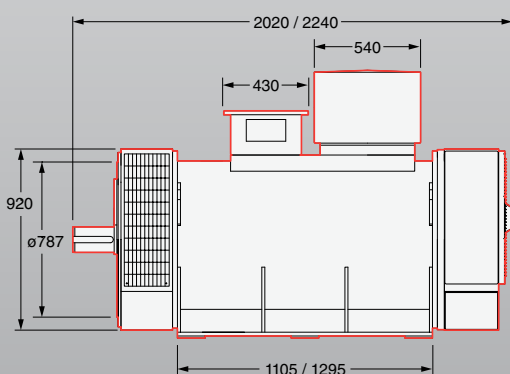
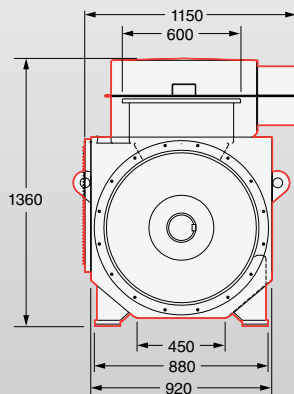
Drawings represent standard design
All dimensions in millimetres (mm)





DIMENSIONS

Drawings represent standard design
All dimensions in millimetres (mm)



DSG 99

AvK®

Model	DSG 99
Maximum continuous rating at 50Hz (kVA)	4,700
Maximum continuous rating at 60Hz (kVA)	5,300

Specifications	
Voltage Range	400-690
Poles	4, 6, 8, 10
Technology	Bar Wound
AVR	Digital
Voltage sensing	3-Phase
Bearing Arrangement	Double
SAE Adaptors	0, 00
Terminals	6
Material Insulation Class	H
Excitation System	Auxiliary Winding
Ingress Protection	IP23
Temperature monitoring	Winding RTDs
Connection with other machines	Paralleling capability

Optional Features	
Bearing Arrangement	Sleeve Bearings
Ingress Protection	IP23 Air Filters
Ingress Protection	IP44/54/55 Totally enclosed
Cooling options	CACA/CACW
Environmental protection	Anti-condensation Heaters

Designed For	
Power Plant	
Grid Code Compatible	●
Marine Propulsion	●
Marine Auxiliary	●
Oil & Gas	●
Combined Heat & Power	●
Critical Protection & UPS	●
Continuous Power & Standby	●

Prime Movers	
Diesel Engine	●
Gas Engine	●
Gas Turbine	
Steam Turbine	

AvK®**DSG 114**

Model	DSG 114
Maximum continuous rating at 50Hz (kVA)	5,000
Maximum continuous rating at 60Hz (kVA)	5,940

Specifications

Voltage Range	400-690
Poles	6, 8, 10
Technology	Bar Wound
AVR	Digital
Voltage sensing	3-Phase
Bearing Arrangement	Double
SAE Adaptors	0, 00
Terminals	6
Material Insulation Class	H
Excitation System	Auxiliary Winding
Ingress Protection	IP23
Temperature monitoring	Winding RTDs
Connection with other machines	Paralleling capability

Optional Features

Bearing Arrangement	Sleeve Bearings
Ingress Protection	IP23 Air Filters
Ingress Protection	IP44/54/55 Totally enclosed
Cooling options	CACA/CACW
Environmental protection	Anti-condensation Heaters

Designed For

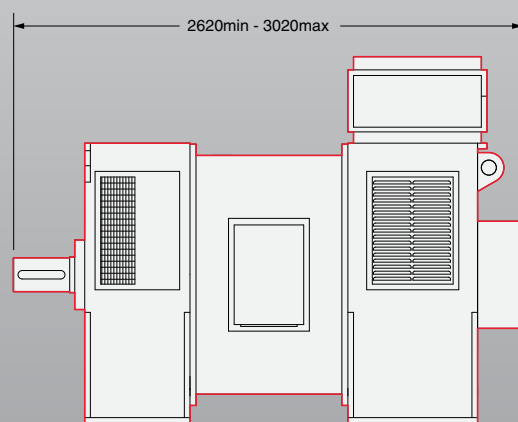
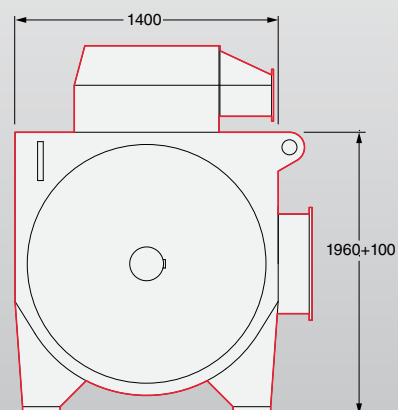
Power Plant	
Grid Code Compatible	
Marine Propulsion	●
Marine Auxiliary	●
Oil & Gas	●
Combined Heat & Power	●
Critical Protection & UPS	●
Continuous Power & Standby	●

Prime Movers

Diesel Engine	●
Gas Engine	●
Gas Turbine	
Steam Turbine	

**DIMENSIONS**

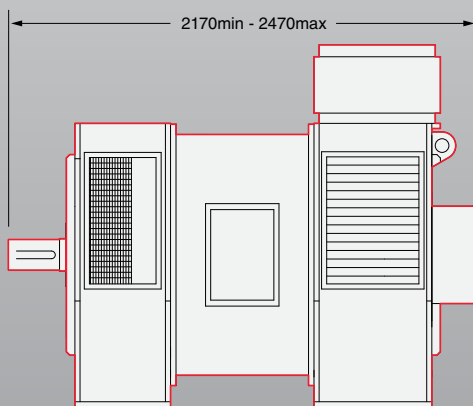
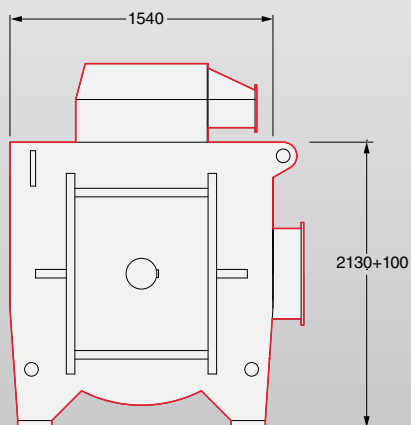
Drawings represent standard design
All dimensions in millimetres (mm)





DIMENSIONS

Drawings represent standard design
All dimensions in millimetres (mm)



DSG 125

AvK®

Model	DSG 125
Maximum continuous rating at 50Hz (kVA)	7,000
Maximum continuous rating at 60Hz (kVA)	8,500

Specifications	
Voltage Range	690
Poles	8, 10
Technology	Bar Wound
AVR	Digital
Voltage sensing	3-Phase
Bearing Arrangement	Double (Sleeve Bearings)
SAE Adaptors	0, 00
Terminals	6
Material Insulation Class	H
Excitation System	Auxiliary Winding
Ingress Protection	IP44
Temperature monitoring	Winding RTDs
Connection with other machines	Paralleling capability

Optional Features	
Ingress Protection	IP54/55 Totally enclosed
Cooling options	CACW
Environmental protection	Anti-condensation Heaters

Designed For	
Power Plant	
Grid Code Compatible	
Marine Propulsion	●
Marine Auxiliary	●
Oil & Gas	●
Combined Heat & Power	
Critical Protection & UPS	
Continuous Power & Standby	●

Prime Movers	
Diesel Engine	●
Gas Engine	●
Gas Turbine	
Steam Turbine	

AvK®**DSG 144**

Model	DSG 144
Maximum continuous rating at 60Hz (kVA)	6,600

Specifications

Voltage Range	690
Poles	10
Technology	Bar Wound
AVR	Digital
Voltage sensing	3-Phase
Bearing Arrangement	Double (Sleeve Bearings)
SAE Adaptors	0, 00
Terminals	6
Material Insulation Class	H
Excitation System	Auxiliary Winding
Ingress Protection	IP44
Temperature monitoring	Winding RTDs
Connection with other machines	Paralleling capability

Optional Features

Ingress Protection	IP54/55 Totally enclosed
Cooling options	CACW
Environmental protection	Anti-condensation Heaters

Designed For

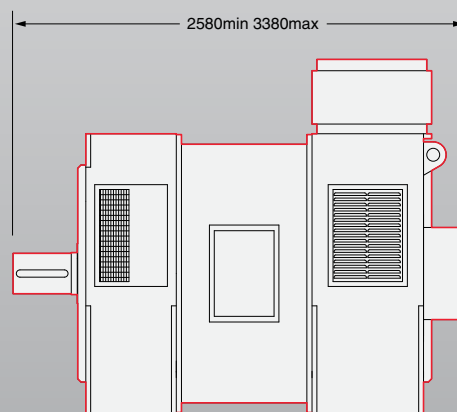
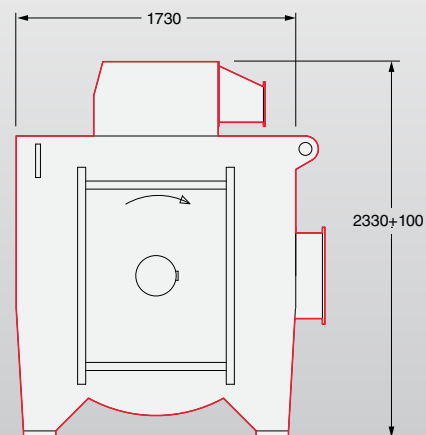
Power Plant	
Grid Code Compatible	
Marine Propulsion	●
Marine Auxiliary	●
Oil & Gas	●
Combined Heat & Power	
Critical Protection & UPS	
Continuous Power & Standby	●

Prime Movers

Diesel Engine	●
Gas Engine	●
Gas Turbine	
Steam Turbine	

**DIMENSIONS**

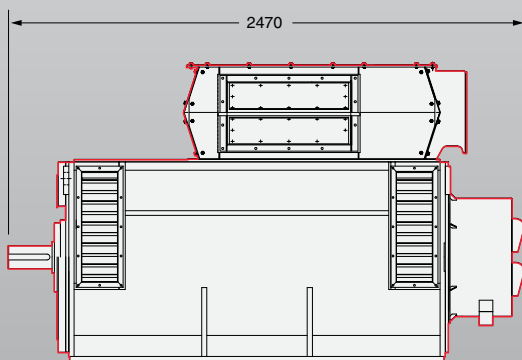
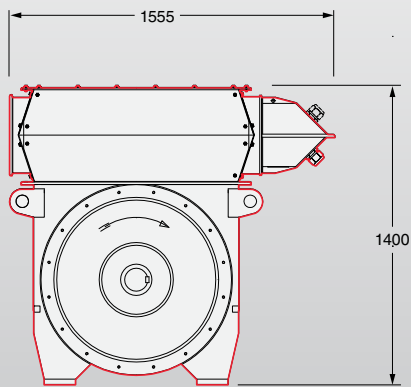
Drawings represent standard design
All dimensions in millimetres (mm)





DIMENSIONS

Drawings represent standard design
All dimensions in millimetres (mm)



DIG 110

AvK®

Model	DIG 110
Maximum continuous rating at 50Hz (kVA)	1,080
Maximum continuous rating at 60Hz (kVA)	1,300

Specifications	
Voltage Range	3,300-11,000
Poles	4
Technology	Bar Wound
AVR	Digital
Voltage sensing	3-Phase
Bearing Arrangement	Double
SAE Adaptors	1, 0, 00
Terminals	6
Material Insulation Class	F
Excitation System	Auxiliary Winding
Ingress Protection	IP23
Temperature monitoring	Winding RTDs
Connection with other machines	Paralleling capability

Optional Features	
Bearing Arrangement	Sleeve Bearings
Ingress Protection	IP23 Air Filters
Ingress Protection	IP44/54/55 Totally enclosed
Cooling options	CACA/CACW
Environmental protection	Anti-condensation Heaters

Designed For	
Power Plant	●
Grid Code Compatible	●
Marine Propulsion	
Oil & Gas	●
Combined Heat & Power	●
Continuous Power & Standby	●

Prime Movers	
Diesel Engine	●
Gas Engine	●
Gas Turbine	●
Steam Turbine	●

High Voltage
560 - 1,300 kVA

AvK®**DIG 120**

Model	DIG 120
Maximum continuous rating at 50Hz (kVA)	2,050
Maximum continuous rating at 60Hz (kVA)	2,600

Specifications	
Voltage Range	3,300-11,000
Poles	4
Technology	Bar Wound
AVR	Digital
Voltage sensing	3-Phase
Bearing Arrangement	Double
SAE Adaptors	1, 0, 00
Terminals	6
Material Insulation Class	F
Excitation System	Auxiliary Winding
Ingress Protection	IP23
Temperature monitoring	Winding RTDs
Connection with other machines	Paralleling capability

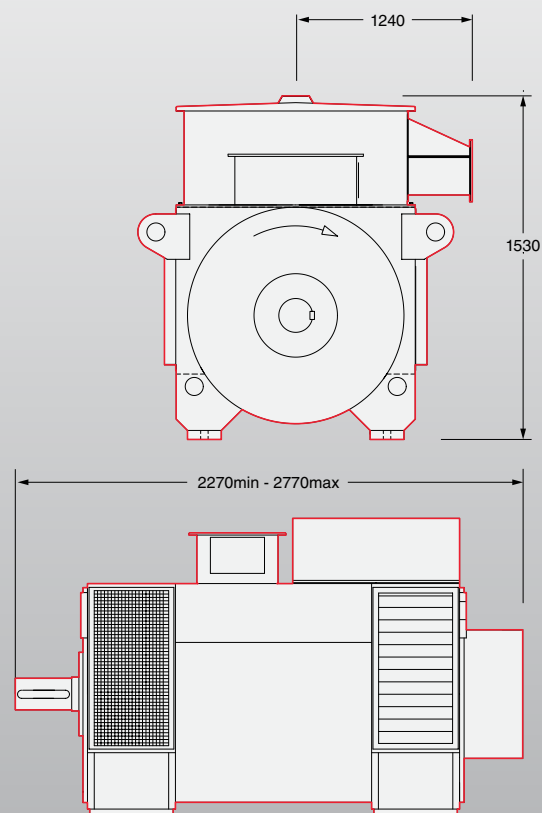
Optional Features	
Bearing Arrangement	Sleeve Bearings
Ingress Protection	IP23 Air Filters
Ingress Protection	IP44/54/55 Totally enclosed
Cooling options	CACA/CACW
Environmental protection	Anti-condensation Heaters

Designed For	
Power Plant	●
Grid Code Compatible	●
Marine Propulsion	
Oil & Gas	●
Combined Heat & Power	●
Continuous Power & Standby	●

Prime Movers	
Diesel Engine	●
Gas Engine	●
Gas Turbine	●
Steam Turbine	●

**DIMENSIONS**

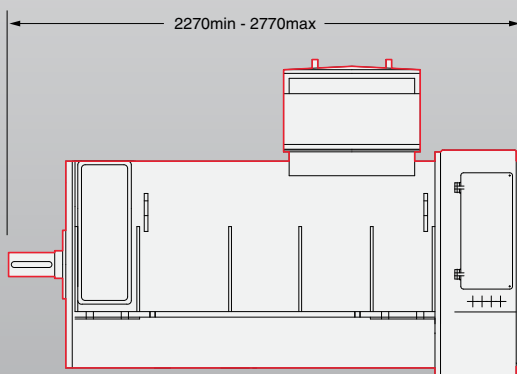
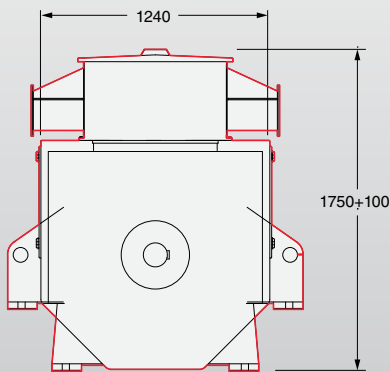
Drawings represent standard design
All dimensions in millimetres (mm)





DIMENSIONS

Drawings represent standard design
All dimensions in millimetres (mm)



DIG 130

AvK®

Model	DIG 130
Maximum continuous rating at 50Hz (kVA)	3,850
Maximum continuous rating at 60Hz (kVA)	4,000

Specifications	
Voltage Range	3,300-13,800
Poles	4, 6
Technology	Bar Wound
AVR	Digital
Voltage sensing	3-Phase
Bearing Arrangement	Double
SAE Adaptors	1, 0, 00
Terminals	6
Material Insulation Class	F
Excitation System	Auxiliary Winding
Ingress Protection	IP23
Temperature monitoring	Winding RTDs
Connection with other machines	Paralleling capability

Optional Features	
Bearing Arrangement	Sleeve Bearings
Ingress Protection	IP23 Air Filters
Ingress Protection	IP44/54/55 Totally enclosed
Cooling options	CACA/CACW
Environmental protection	Anti-condensation Heaters

Designed For	
Power Plant	●
Grid Code Compatible	●
Marine Propulsion	
Oil & Gas	●
Combined Heat & Power	●
Continuous Power & Standby	●

Prime Movers	
Diesel Engine	●
Gas Engine	●
Gas Turbine	●
Steam Turbine	●

High Voltage
1,140 - 4,000 kVA

AvK®**DIG 140**

Model	DIG 140
Maximum continuous rating at 50Hz (kVA)	4,600
Maximum continuous rating at 60Hz (kVA)	5,300

Specifications	
Voltage Range	3,300-13,800
Poles	4, 6
Technology	Bar Wound
AVR	Digital
Voltage sensing	3-Phase
Bearing Arrangement	Double
SAE Adaptors	0, 00
Terminals	6
Material Insulation Class	F
Excitation System	Auxiliary Winding
Ingress Protection	IP23
Temperature monitoring	Winding RTDs
Connection with other machines	Paralleling capability

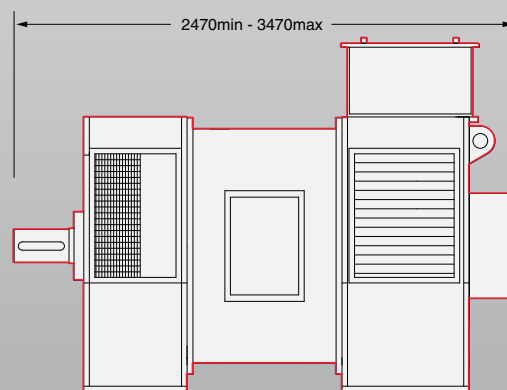
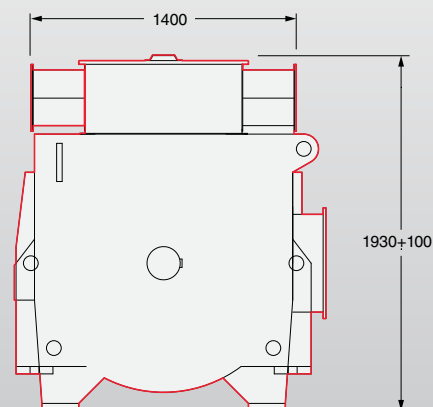
Optional Features	
Bearing Arrangement	Sleeve Bearings
Ingress Protection	IP23 Air Filters
Ingress Protection	IP44/54 Totally enclosed
Cooling options	CACA/CACW
Environmental protection	Anti-condensation Heaters

Designed For	
Power Plant	●
Grid Code Compatible	
Marine Propulsion	●
Oil & Gas	●
Combined Heat & Power	●
Continuous Power & Standby	●

Prime Movers	
Diesel Engine	●
Gas Engine	●
Gas Turbine	●
Steam Turbine	●

**DIMENSIONS**

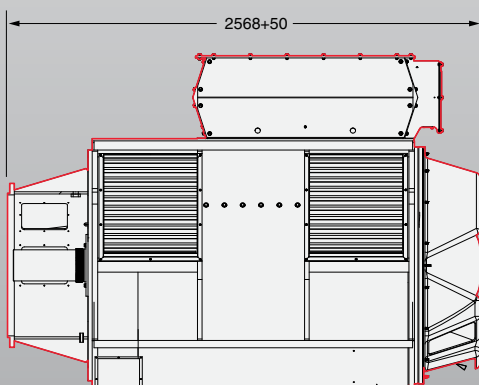
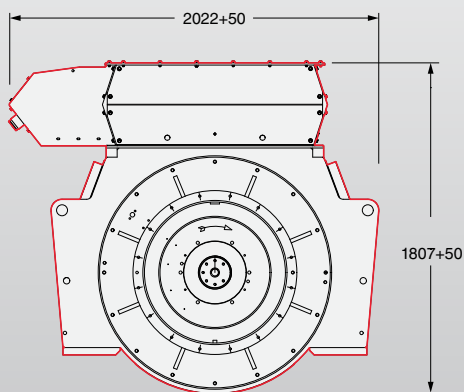
Drawings represent standard design
All dimensions in millimetres (mm)





DIMENSIONS

Drawings represent standard design
All dimensions in millimetres (mm)



DIG 142

AvK®

Model	DIG 142
Maximum continuous rating at 50Hz (kVA)	5,800
Maximum continuous rating at 60Hz (kVA)	6,700

Specifications	
Voltage Range	3,300-13,800
Poles	4
Technology	Bar Wound
AVR	Digital
Voltage sensing	3-Phase
Bearing Arrangement	Double
SAE Adaptors	0, 00
Terminals	6
Material Insulation Class	F
Excitation System	Auxiliary Winding
Ingress Protection	IP23
Temperature monitoring	Winding RTDs
Connection with other machines	Paralleling capability

Optional Features	
Ingress Protection	IP23 Air Filters
Environmental protection	Anti-condensation Heaters

Designed For	
Power Plant	●
Grid Code Compatible	●
Marine Propulsion	
Oil & Gas	●
Combined Heat & Power	●
Continuous Power & Standby	●

Prime Movers	
Diesel Engine	●
Gas Engine	●
Gas Turbine	●
Steam Turbine	●

High Voltage
3,760 - 6,700 kVA

AvK®**DIG 150**

Model	DIG 150
Maximum continuous rating at 50Hz (kVA)	7,400
Maximum continuous rating at 60Hz (kVA)	8,500

Specifications	
Voltage Range	3,300-13,800
Poles	4, 6, 8
Technology	Bar Wound
AVR	Digital
Voltage sensing	3-Phase
Bearing Arrangement	Double
SAE Adaptors	0, 00
Terminals	6
Material Insulation Class	F
Excitation System	Auxiliary Winding
Ingress Protection	IP23
Temperature monitoring	Winding RTDs
Connection with other machines	Paralleling capability

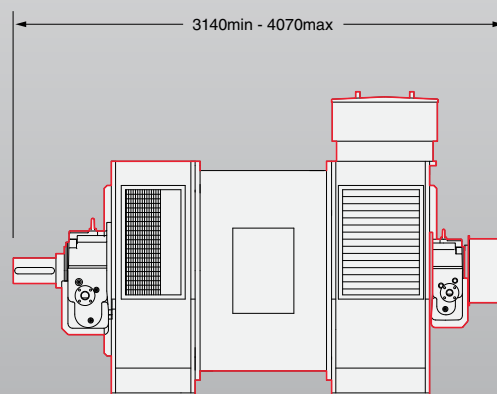
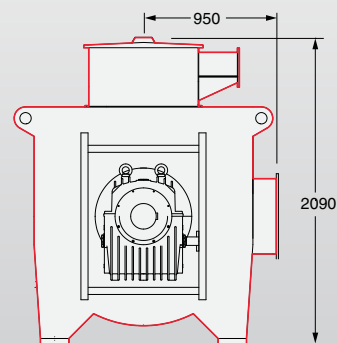
Optional Features	
Bearing Arrangement	Sleeve Bearings
Ingress Protection	IP23 Air Filters
Ingress Protection	IP44/54 Totally enclosed
Cooling options	CACA/CACW
Environmental protection	Anti-condensation Heaters

Designed For	
Power Plant	●
Grid Code Compatible	●
Marine Propulsion	●
Oil & Gas	●
Combined Heat & Power	●
Continuous Power & Standby	●

Prime Movers	
Diesel Engine	●
Gas Engine	●
Gas Turbine	●
Steam Turbine	●

**DIMENSIONS**

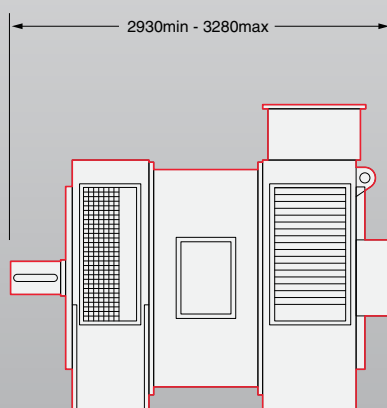
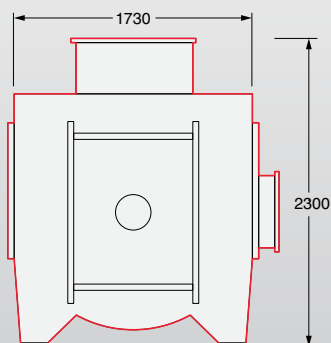
Drawings represent standard design
All dimensions in millimetres (mm)





DIMENSIONS

Drawings represent standard design
All dimensions in millimetres (mm)



DIG 156

AvK®

Model	DIG 156
Maximum continuous rating at 50Hz (kVA)	10,800
Maximum continuous rating at 60Hz (kVA)	11,200

Specifications	
Voltage Range	3,300-13,800
Poles	4, 6, 8, 10
Technology	Bar Wound
AVR	Digital
Voltage sensing	3-Phase
Bearing Arrangement	Double (Sleeve Bearings)
Terminals	6
Material Insulation Class	F
Excitation System	Auxiliary Winding
Ingress Protection	IP23
Temperature monitoring	Winding RTDs
Connection with other machines	Paralleling capability

Optional Features	
Ingress Protection	IP23 Air Filters
Ingress Protection	IP44/54 Totally enclosed
Cooling options	CACA/CACW
Environmental protection	Anti-condensation Heaters

Designed For	
Power Plant	●
Grid Code Compatible	●
Marine Propulsion	●
Oil & Gas	●
Combined Heat & Power	●
Continuous Power & Standby	●

Prime Movers	
Diesel Engine	●
Gas Engine	●
Gas Turbine	●
Steam Turbine	●

Delivering the Right Technology
to our customers globally for over 100 years



EST.
1904



One Global Standard

Although our products are used in a variety of applications, the common factor is that Cummins Generator Technologies work to a single standard for both products and services no matter where you are in the world.

We work to One Global Standard, so each of our manufacturing plants build products to the same exacting quality that has come to distinguish our alternators in the industry.

All of our plants utilise the same sophisticated manufacturing technologies, advanced systems, common practices and rigorous testing techniques to ensure your **STAMFORD** and **AvK** alternators are built to last.



Our Promise

At Cummins Generator Technologies, it's not just the products we make that set us apart - it's how we engage our customers every day. The unique combination of knowledge, dependability and innovation we bring to each customer relationship turns everyday service into excellent customer support. As a result we help our customers operate with greater efficiency, making it possible for them to compete more successfully throughout the world.

Cummins Generator Technologies manufactures the world's broadest range of alternators from 7.5 to 10,000 kVA.

There for you™



Committed to Quality



Follow us @stamfordavk



STAMFORD | AvK Alternators



youtube.com/stamfordavk

For Applications Support:
applications@cummins.com

For Customer Service:
service-engineers@cumminsgeneratortechnologies.com

For general enquiries:
info@cumminsgeneratortechnologies.com

Copyright 2016, Cummins Generator Technologies Ltd. All rights reserved.
Cummins and the Cummins logo are registered trade marks of Cummins Inc.
STAMFORD, AvK and MARKON are registered trade marks of Cummins Generator Technologies Ltd.

Part No. PG_PP_P_EN_AF_Rev.03

